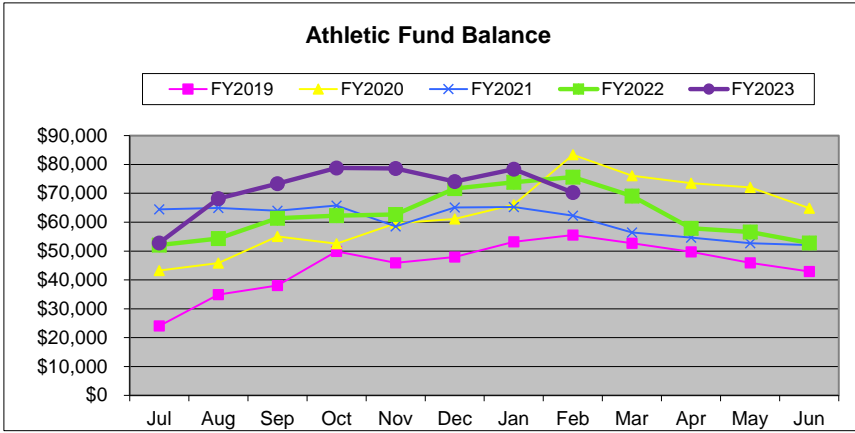
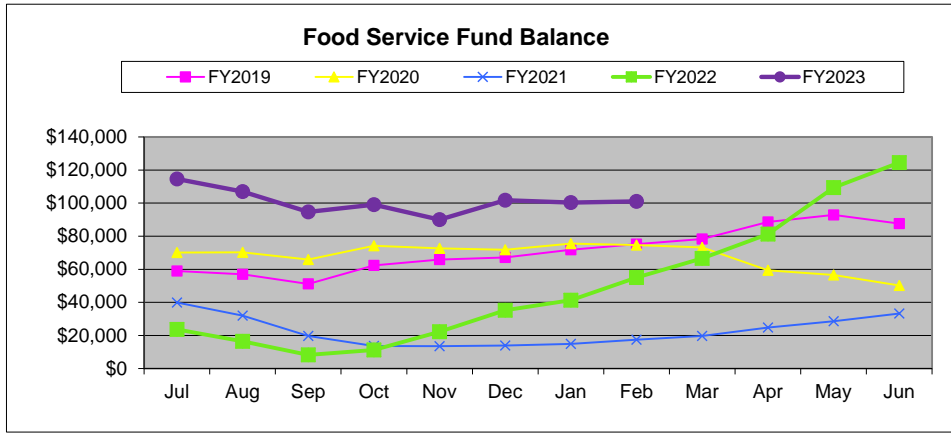


Lucas Local Schools Monthly Finance Report For the period ending: FEB_2023



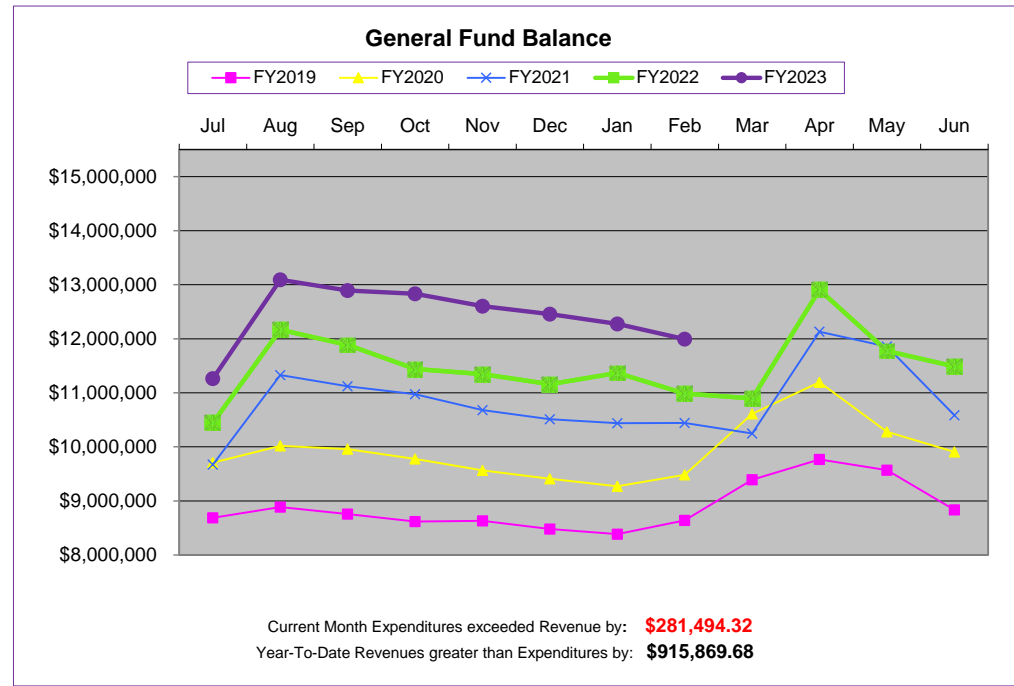
PERMANENT IMPROVEMENT FUND (003): **\$ 668,240.64**
CAPITAL PROJECTS FUND (070): **\$2,176,522.40**
Expenditures Current Month:

Total \$ -

Open Purchase Orders:

Total \$ -

Amount Available for Projects: \$ 2,844,763.04



General Fund Information:

Ending cash balance as of June 30, 2022:	\$11,487,034	Actual (updated 6/30/2022)
Forecasted Ending cash balance June 30, 2023:	\$11,396,792	updated 11/15/2022
Forecasted Ending cash balance June 30, 2024:	\$11,827,202	updated 11/15/2022
Forecasted Ending cash balance June 30, 2025:	\$11,945,173	updated 11/15/2022
Forecasted Ending cash balance June 30, 2026:	\$11,848,255	updated 11/15/2022
Forecasted Ending cash balance June 30, 2027:	\$11,598,639	updated 11/15/2022

Date: 03/02/2023
Time: 14:12

LUCAS LOCAL SCHOOL DISTRICT
Cash Reconciliation as of 02/28/2023

Page: 1

Gross Depository Balances:

Richland Bank General	\$148,089.00
Richland Bank Sweep	\$259,134.06
Richland Bank Payment	\$1,211.90
Richland Bank MM Savings	\$262,128.04
Star Ohio	\$10,721,316.13
Richland Bank Athletic	\$3,486.50

Total Depository Balances (Gross) \$11,395,365.63

Adjustments to Bank Balance:

Cash in Transit to Bank	\$0.00
Outstanding Checks	(\$36,279.70)
Adjustments:	
Athletic Checking	(\$3,486.50)

Total Adjustments to Bank Balance (\$39,766.20)

Investments:

Treasury Bonds and Notes	\$0.00
Certificate of Deposits	\$0.00
Other Securities	\$0.00
Other Investments:	
Richland Bank Investments (Cost Basis)	\$3,981,326.69

Total Investments \$3,981,326.69

Cash on Hand:

Petty Cash:	
Change Cash:	
BOARD,ELEM, MS,HS,ST ACT OFFICE CHANGE FUND	\$350.00
ATHLETICS CHANGE FUND	\$1,200.00
Cash with Fiscal Agent	\$0.00

Total Cash on Hand \$1,550.00

Total Balances \$15,338,476.12

Total Fund Balance \$15,338,476.12

Depository Clearance Accounts:

Total Clearance Account Balances \$0.00

Treasurer

LUCAS LOCAL SCHOOL DISTRICT

Cash Summary Report

FUND/SCC	Description	Initial Cash	MTD Received	FYTD Received	MTD Expended	FYTD Expended	Fund Balance	Encumbrance	Unencumbered Balance
001-0000	GENERAL FUND	\$ 11,404,321.97	\$ 328,941.62	\$ 4,619,991.58	\$ 607,931.71	\$ 4,131,006.32	\$ 11,893,307.23	\$ 899,964.82	\$ 10,993,342.41
001-9003	ECONOMIC DISADVANTAGED	66,687.08	0.00	0.00	1,732.27	1,800.58	64,886.50	0.00	64,886.50
001-9023	GENERAL	0.00	0.00	0.00	0.00	0.00	0.00	0.00	0.00
001-9100	PUBLIC RELATIONS FUND	0.00	0.00	0.00	0.00	0.00	0.00	0.00	0.00
001-9198	GENERAL - BUS PURCHASE	0.00	0.00	0.00	0.00	0.00	0.00	0.00	0.00
001-9200	RICHARD AREHART ESTATE FUND	0.00	0.00	0.00	0.00	0.00	0.00	0.00	0.00
001-9300	CASINO REVENUES SET ASIDE	16,025.10	0.00	33,106.63	771.96	13,140.22	35,991.51	14,998.45	20,993.06
003-9003	PERMANENT IMPROVEMENT - FACILITIES	0.00	0.00	0.00	0.00	0.00	0.00	0.00	0.00
003-9096	PERMANENT IMPROVEMENT	1,018,602.64	0.00	0.00	25,600.00	350,362.00	668,240.64	0.00	668,240.64
006-0000	FOOD SERVICES FUND	124,502.29	22,618.08	122,389.27	22,031.33	145,925.72	100,965.84	102,310.60	(1,344.76)
007-9001	SPECIAL TRUST - ELEM FACULTY	654.32	2.67	15.63	0.00	0.00	669.95	0.00	669.95
007-9003	SPECIAL TRUST - M.S. & H.S. FACULTY	117.47	0.48	2.80	0.00	0.00	120.27	0.00	120.27
007-9004	Cathy Gilbert Memorial	1,890.54	7.73	45.17	0.00	0.00	1,935.71	0.00	1,935.71
007-9011	MICHAEL C. FANELLO MEMORIAL SCHOLARSHIP	19,451.80	75.49	456.90	0.00	1,000.00	18,908.70	500.00	18,408.70
007-9088	RICK MCFARLAND SCHOLARSHIP FUND	0.00	0.00	0.00	0.00	0.00	0.00	0.00	0.00
007-9096	AMERICAN LEGION SCHOLARSHIP	0.00	0.00	0.00	0.00	0.00	0.00	0.00	0.00
007-9300	FRAN AND WARREN RUPP SCHOLARSHIP	0.00	0.00	0.00	0.00	0.00	0.00	0.00	0.00
007-9900	Unclaimed Funds	0.00	0.00	0.00	0.00	0.00	0.00	0.00	0.00
008-9095	ENDOWMENT FUND	9,820.56	38.13	230.70	0.00	500.00	9,551.26	0.00	9,551.26
008-9096	Scholarship fund Shelby Cooper	0.00	0.00	3,000.00	0.00	3,000.00	0.00	0.00	0.00
008-9099	ENDOWMENT-CHRISTINE WYKA SCHOLARSHIP	32,490.90	130.80	772.38	0.00	500.00	32,763.28	0.00	32,763.28
008-9100	LSSF SCHOLARSHIP FUND	5,007.68	0.00	46.78	0.00	5,054.46	0.00	0.00	0.00
009-0000	UNIFORM SCHOOL SUPPLIES FUND	0.00	0.00	0.00	0.00	0.00	0.00	0.00	0.00
014-0000	ROTARY-INTERNAL SERVICES	0.00	0.00	0.00	0.00	0.00	0.00	0.00	0.00
014-9001	SPECIAL ROTARY FUND - ELEM	0.00	0.00	0.00	0.00	0.00	0.00	0.00	0.00
014-9002	SPECIAL ROTARY FUND - MIDDLE SCHOOL	0.00	0.00	0.00	0.00	0.00	0.00	0.00	0.00
014-9003	SPECIAL ROTARY FUND - HIGH SCHOOL	0.00	0.00	0.00	0.00	0.00	0.00	0.00	0.00
018-9001	PUBLIC SCHOOL SUPPORT FUND - ELEMENTARY	7,466.28	155.00	433.44	0.00	1,211.48	6,688.24	1,000.00	5,688.24
018-9002	PUBLIC SCHOOL SUPPORT FUND - MIDDLE SCHOOL	617.50	0.00	507.63	38.02	364.53	760.60	500.00	260.60
018-9003	PUBLIC SCHOOL SUPPORT FUND - HIGH SCHOOL	3,681.17	0.00	144.98	0.00	525.37	3,300.78	1,887.00	1,413.78
018-9004	SUPT/TREAS FLOWER/FUNDRSR	20.98	0.00	0.00	0.00	0.00	20.98	0.00	20.98

LUCAS LOCAL SCHOOL DISTRICT

Cash Summary Report

FUND/SCC	Description	Initial Cash	MTD Received	FYTD Received	MTD Expended	FYTD Expended	Fund Balance	Encumbrance	Unencumbered Balance
018-9023	PBIS - STUDENT/STAFF INITIATIVE	\$ 0.00	\$ 0.00	\$ 3,473.60	\$ 0.00	\$ 0.00	\$ 3,473.60	\$ 0.00	\$ 3,473.60
019-9004	EXPANDING KNOWLEDGE IN GEOGRAPHY/BLANKENHORN	0.00	0.00	0.00	0.00	0.00	0.00	0.00	0.00
019-9005	Anytown Economics - Kari Blankenhorn	0.00	0.00	0.00	0.00	0.00	0.00	0.00	0.00
019-9006	GRANTS TO EDUCATORS/SARAH USZAK	0.00	0.00	0.00	0.00	0.00	0.00	0.00	0.00
019-9105	PARK NATIONAL BANK TEACHER GRANT M. WARNER	250.00	0.00	0.00	0.00	153.00	97.00	0.00	97.00
019-9106	PARK NATIONAL BANK TEACHER GRANT C. IRWIN	0.00	0.00	0.00	0.00	0.00	0.00	0.00	0.00
019-9398	ELEMENTAR TAP GRANT - FY 2003	0.00	0.00	0.00	0.00	0.00	0.00	0.00	0.00
019-9399	MARTHA HOLDEN JENNINGS - A.P. BIOLOGY	0.00	0.00	0.00	0.00	0.00	0.00	0.00	0.00
019-9500	RCF - Math Minds C. Delanides	0.00	0.00	0.00	0.00	0.00	0.00	0.00	0.00
019-9501	Academic Booster's Mini Grant	1,307.74	0.00	0.00	0.00	0.00	1,307.74	0.00	1,307.74
019-9502	RICHLAND CTY FOUNDATION-ELECTION EXPERIENCE	0.00	0.00	0.00	0.00	0.00	0.00	0.00	0.00
019-9503	RICHLAND CTY FOUNDATION/KNOWING YOUR BONES	0.00	0.00	0.00	0.00	0.00	0.00	0.00	0.00
019-9504	RICHLAND CTY FOUNDATION-FINDS AND FEATHERS	0.00	0.00	0.00	0.00	0.00	0.00	0.00	0.00
019-9505	LITERACY ELEMENTS/K BLANKENHORN	0.00	0.00	0.00	0.00	0.00	0.00	0.00	0.00
019-9506	ENVIRONMENTAL SCIENCES	0.00	0.00	0.00	0.00	0.00	0.00	0.00	0.00
019-9601	SUN,EARTH,MOON, AND BEYONE(DELI/WAGNER)	0.00	0.00	0.00	0.00	0.00	0.00	0.00	0.00
019-9700	LUCAS LOCAL SCHOOL SUSTAINING FUND	15,027.22	1,625.00	7,525.90	0.00	8,785.87	13,767.25	2,954.00	10,813.25
020-0000	FARM	2,248.16	0.00	0.00	0.00	0.00	2,248.16	0.00	2,248.16
020-9003	PRESCHOOL TUITION PAYMENTS	0.00	0.00	0.00	0.00	0.00	0.00	0.00	0.00
024-0000	SELF INSURANCE - AMERICAN BENEFITS MGMT	0.00	0.00	0.00	0.00	0.00	0.00	0.00	0.00
024-9002	SELF FUNDED - INSURANCE PREMIUMS	0.00	0.00	0.00	0.00	0.00	0.00	0.00	0.00
070-9021	CAPITAL PROJECTS FUND	2,111,790.40	0.00	64,732.00	0.00	0.00	2,176,522.40	0.00	2,176,522.40
200-0000	STUDENT MANAGED ACTIVITY	0.00	0.00	0.00	0.00	0.00	0.00	0.00	0.00
200-9001	DRAMA CLUB-ELEMENTARY	86.56	0.00	0.00	0.00	0.00	86.56	0.00	86.56
200-9002	DRAMA CLUB-MIDDLE SCHOOL	665.08	0.00	0.00	0.00	0.00	665.08	0.00	665.08
200-9011	CLASS OF 2011	0.00	0.00	0.00	0.00	0.00	0.00	0.00	0.00
200-9012	CLASS OF 2012	0.00	0.00	0.00	0.00	0.00	0.00	0.00	0.00
200-9013	CLASS OF 2013	0.00	0.00	0.00	0.00	0.00	0.00	0.00	0.00
200-9014	CLASS OF 2014	0.00	0.00	0.00	0.00	0.00	0.00	0.00	0.00

LUCAS LOCAL SCHOOL DISTRICT

Cash Summary Report

FUND/SCC	Description	Initial Cash	MTD Received	FYTD Received	MTD Expended	FYTD Expended	Fund Balance	Encumbrance	Unencumbered Balance
200-9015	CLASS OF 2015	\$ 1,070.40	\$ 0.00	\$ 0.00	\$ 0.00	\$ 0.00	\$ 1,070.40	\$ 0.00	\$ 1,070.40
200-9016	CLASS OF 2016	0.00	0.00	0.00	0.00	0.00	0.00	0.00	0.00
200-9017	CLASS OF 2017	887.97	0.00	0.00	0.00	0.00	887.97	0.00	887.97
200-9018	CLASS OF 2018	1,112.23	0.00	0.00	0.00	0.00	1,112.23	0.00	1,112.23
200-9019	CLASS OF 2019	869.73	0.00	0.00	0.00	0.00	869.73	0.00	869.73
200-9020	CLASS OF 2020	0.00	0.00	0.00	0.00	0.00	0.00	0.00	0.00
200-9021	CLASS OF 2021	351.22	0.00	0.00	0.00	0.00	351.22	0.00	351.22
200-9022	CLASS OF 2022	1,255.65	0.00	0.00	0.00	999.26	256.39	30.40	225.99
200-9023	CLASS OF 2023	1,976.04	20.00	740.00	750.00	1,045.53	1,670.51	600.00	1,070.51
200-9024	CLASS OF 2024	1,360.00	20.00	1,358.00	300.00	300.00	2,418.00	2,900.00	(482.00)
200-9025	CLASS OF 2025	520.00	40.00	780.00	0.00	0.00	1,300.00	0.00	1,300.00
200-9026	CLASS OF 2026	0.00	0.00	640.00	0.00	0.00	640.00	0.00	640.00
200-9125	FRENCH CLUB	1,151.71	0.00	0.00	0.00	0.00	1,151.71	0.00	1,151.71
200-9128	SPANISH CLUB	713.25	0.00	0.00	0.00	0.00	713.25	0.00	713.25
200-9143	ACADEMIC CHALLENGE TEAM	0.00	0.00	0.00	0.00	0.00	0.00	0.00	0.00
200-9144	DESTINATION IMAGINATION	64.16	0.00	0.00	0.00	0.00	64.16	0.00	64.16
200-9320	F C C L A	0.00	0.00	0.00	0.00	0.00	0.00	0.00	0.00
200-9330	F F A	12,445.34	0.00	3,473.60	962.45	2,854.45	13,064.49	230.00	12,834.49
200-9440	MUSIC ACTIVITIES	10,986.02	0.00	0.00	0.00	10,986.02	0.00	0.00	0.00
200-9441	MAJORETTES	0.00	0.00	0.00	0.00	0.00	0.00	0.00	0.00
200-9470	CHOIR	580.54	0.00	0.00	0.00	0.00	580.54	0.00	580.54
200-9471	ELEMENTARY CHOIR	0.00	0.00	0.00	0.00	0.00	0.00	0.00	0.00
200-9606	CLASS OF 2006	0.00	0.00	0.00	0.00	0.00	0.00	0.00	0.00
200-9607	Class of 2007	0.00	0.00	0.00	0.00	0.00	0.00	0.00	0.00
200-9608	CLASS OF 2008	0.00	0.00	0.00	0.00	0.00	0.00	0.00	0.00
200-9609	CLASS OF 2009	0.00	0.00	0.00	0.00	0.00	0.00	0.00	0.00
200-9610	CLASS OF 2010	0.00	0.00	0.00	0.00	0.00	0.00	0.00	0.00
200-9611	ELEM STUDENT COUNCIL	2,340.59	112.25	489.41	0.00	390.86	2,439.14	0.00	2,439.14
200-9612	MIDDLE SCHOOL STUDENT COUNCIL	2,570.08	225.50	310.50	159.96	251.96	2,628.62	0.00	2,628.62
200-9613	HS STUDENT COUNCIL	3,714.64	0.00	1,570.75	0.00	1,325.52	3,959.87	258.76	3,701.11
200-9670	CLASS OF 2000	0.00	0.00	0.00	0.00	0.00	0.00	0.00	0.00
200-9671	CLASS OF 2001	0.00	0.00	0.00	0.00	0.00	0.00	0.00	0.00
200-9672	CLASS OF 2002	0.00	0.00	0.00	0.00	0.00	0.00	0.00	0.00
200-9673	CLASS OF 2003	0.00	0.00	0.00	0.00	0.00	0.00	0.00	0.00
200-9674	CLASS OF 2004	0.00	0.00	0.00	0.00	0.00	0.00	0.00	0.00
200-9675	CLASS OF 2005	0.00	0.00	0.00	0.00	0.00	0.00	0.00	0.00
200-9678	CLASS OF 1998	0.00	0.00	0.00	0.00	0.00	0.00	0.00	0.00
200-9679	CLASS OF 1999	0.00	0.00	0.00	0.00	0.00	0.00	0.00	0.00
200-9680	YEARBOOK	11,291.89	150.00	2,210.00	0.00	319.65	13,182.24	3,351.11	9,831.13
200-9690	NEWSPAPER	621.59	0.00	0.00	0.00	0.00	621.59	0.00	621.59

LUCAS LOCAL SCHOOL DISTRICT

Cash Summary Report

FUND/SCC	Description	Initial Cash	MTD Received	FYTD Received	MTD Expended	FYTD Expended	Fund Balance	Encumbrance	Unencumbered Balance
200-9710	LUCAS ACADEMIC HONOR SOCIETY	\$ 0.00	\$ 0.00	\$ 218.00	\$ 0.00	\$ 50.00	\$ 168.00	\$ 0.00	\$ 168.00
200-9810	LUCAS SCHOOLS PEP CLUB	632.60	0.00	0.00	0.00	48.45	584.15	151.55	432.60
300-0000	DISTRICT MANAGED ACTIVITY	0.00	0.00	0.00	0.00	0.00	0.00	0.00	0.00
300-9001	ELEM/MS LIBRARY	9,476.31	2.04	5,132.92	0.00	7,411.30	7,197.93	5,051.09	2,146.84
300-9003	HS LIBRARY	983.78	0.00	48.30	0.00	0.00	1,032.08	0.00	1,032.08
300-9440	BAND/MUSIC DIST MANAGED ACT ACCT	0.00	0.00	11,817.52	265.94	1,158.04	10,659.48	1,025.48	9,634.00
300-9500	ATHLETIC	52,824.59	4,851.00	67,954.02	12,923.68	50,478.06	70,300.55	22,181.86	48,118.69
300-9501	ATHLETIC COACHES FUND	0.00	0.00	0.00	0.00	0.00	0.00	0.00	0.00
300-9510	ATHLETICS - HS FOOTBALL	15,831.15	12,715.95	14,546.95	0.00	8,069.98	22,308.12	6,226.91	16,081.21
300-9511	ATHLETICS - MS FOOTBALL	87.67	0.00	0.00	0.00	0.00	87.67	0.00	87.67
300-9520	ATHLETICS - BOYS HS BASKETBALL	1,045.99	0.00	2,801.00	0.00	2,188.00	1,658.99	3,702.40	(2,043.41)
300-9521	ATHLETICS - BOYS MS BASKETBALL	98.61	0.00	0.00	0.00	0.00	98.61	0.00	98.61
300-9525	ATHLETICS - GIRLS HS BASKETBALL	436.68	0.00	1,095.00	0.00	1,172.50	359.18	0.00	359.18
300-9526	ATHLETICS - GIRLS MS BASKETBALL	52.44	0.00	0.00	0.00	0.00	52.44	0.00	52.44
300-9528	ATHLETICS - WRESTLING	3,900.11	0.00	0.00	0.00	0.00	3,900.11	0.00	3,900.11
300-9530	ATHLETICS - BASEBALL	2,246.63	375.00	575.00	0.00	2,018.59	803.04	0.00	803.04
300-9540	ATHLETICS - SOFTBALL	2,235.47	127.00	9,519.00	0.00	1,360.00	10,394.47	0.00	10,394.47
300-9550	ATHLETICS - HS VOLLEYBALL	1,168.97	0.00	3,848.50	0.00	3,720.14	1,297.33	0.00	1,297.33
300-9551	ATHLETICS - MS VOLLEYBALL	0.00	0.00	0.00	0.00	0.00	0.00	0.00	0.00
300-9553	ATHLETICS - HS CHEERLEADING	3,373.28	0.00	3,238.85	84.98	5,100.07	1,512.06	0.00	1,512.06
300-9554	ATHLETICS - MS CHEERLEADING	107.80	0.00	0.00	0.00	0.00	107.80	0.00	107.80
300-9560	ATHLETICS - HS CROSS COUNTRY	744.34	0.00	280.00	0.00	0.00	1,024.34	0.00	1,024.34
300-9561	ATHLETICS - MS CROSS COUNTRY	220.11	0.00	0.00	0.00	0.00	220.11	0.00	220.11
300-9570	ATHLETICS - HS TRACK & FIELD	2,224.86	0.00	119.00	0.00	330.60	2,013.26	0.00	2,013.26
300-9571	ATHLETICS - MS TRACK & FIELD	0.00	0.00	0.00	0.00	0.00	0.00	0.00	0.00
413-9003	POST SECONDARY OPTION - STATE REIMBURSE	0.00	0.00	0.00	0.00	0.00	0.00	0.00	0.00
413-9004	Career Technical / Adult Education	0.00	0.00	0.00	0.00	0.00	0.00	0.00	0.00
413-9005	CAREER-TECH/ADULT EDUCATION REIMBURSEMENT	0.00	0.00	0.00	0.00	0.00	0.00	0.00	0.00
413-9006	CAREER TECHNICAL AND ADULT EDUCATION	0.00	0.00	0.00	0.00	0.00	0.00	0.00	0.00
413-9007	CAREER TECHNICAL AND ADULT EDUCATION	0.00	0.00	0.00	0.00	0.00	0.00	0.00	0.00
413-9008	CAREER TECH & ADULT ED	0.00	0.00	0.00	0.00	0.00	0.00	0.00	0.00

LUCAS LOCAL SCHOOL DISTRICT

Cash Summary Report

FUND/SCC	Description	Initial Cash	MTD Received	FYTD Received	MTD Expended	FYTD Expended	Fund Balance	Encumbrance	Unencumbered Balance
	FY2008								
416-9000	TEACHER DEVELOPMENT	\$ 0.00	\$ 0.00	\$ 0.00	\$ 0.00	\$ 0.00	\$ 0.00	\$ 0.00	\$ 0.00
432-9004	EMIS Management Info. Systems	0.00	0.00	0.00	0.00	0.00	0.00	0.00	0.00
432-9005	EMIS District Subsidy Payment	0.00	0.00	0.00	0.00	0.00	0.00	0.00	0.00
432-9006	EMIS SUBSIDY FY 2006	0.00	0.00	0.00	0.00	0.00	0.00	0.00	0.00
432-9007	EMIS FY2007	0.00	0.00	0.00	0.00	0.00	0.00	0.00	0.00
432-9008	EMIS FY2008	0.00	0.00	0.00	0.00	0.00	0.00	0.00	0.00
432-9009	EMIS FY2009	0.00	0.00	0.00	0.00	0.00	0.00	0.00	0.00
432-9010	EMIS FY2010	0.00	0.00	0.00	0.00	0.00	0.00	0.00	0.00
432-9011	EMIS FY2011	0.00	0.00	0.00	0.00	0.00	0.00	0.00	0.00
450-9104	SchoolNet Plus Grade 7	0.00	0.00	0.00	0.00	0.00	0.00	0.00	0.00
450-9198	SCHOOLNET EQUIP/INFRASTRUCTURE	0.00	0.00	0.00	0.00	0.00	0.00	0.00	0.00
451-9004	Onenet Public Communications Subsidy	0.00	0.00	0.00	0.00	0.00	0.00	0.00	0.00
451-9005	ONEnet Public Communications Subsidy	0.00	0.00	0.00	0.00	0.00	0.00	0.00	0.00
451-9006	OHIO K-12 NETWORK SUBSIDY PAYMENT	0.00	0.00	0.00	0.00	0.00	0.00	0.00	0.00
451-9007	K-12 Building Connectivity FY07	0.00	0.00	0.00	0.00	0.00	0.00	0.00	0.00
451-9008	K-12 CONNECTIVITY FY08	0.00	0.00	0.00	0.00	0.00	0.00	0.00	0.00
451-9009	FY2009 OHIO K-12 CONNECTIVITY	0.00	0.00	0.00	0.00	0.00	0.00	0.00	0.00
451-9010	FY2010 OHIO K-12 CONNECTIVITY	0.00	0.00	0.00	0.00	0.00	0.00	0.00	0.00
451-9011	PUBLIC SCHOOLS CONNECTIVITY FY2011	0.00	0.00	0.00	0.00	0.00	0.00	0.00	0.00
451-9013	eTech Ohio Connectivity Subsidy	0.00	0.00	0.00	0.00	0.00	0.00	0.00	0.00
451-9014	eTech Ohio Connectivity Subsidy	0.00	0.00	0.00	0.00	0.00	0.00	0.00	0.00
451-9015	eTech Ohio Connectivity Subsidy	0.00	0.00	0.00	0.00	0.00	0.00	0.00	0.00
451-9016	eTech Ohio Connectivity Subsidy	0.00	0.00	0.00	0.00	0.00	0.00	0.00	0.00
451-9017	eTech Ohio Connectivity Subsidy	0.00	0.00	0.00	0.00	0.00	0.00	0.00	0.00
451-9018	eTech Ohio Connectivity Subsidy	0.00	0.00	0.00	0.00	0.00	0.00	0.00	0.00
451-9019	eTech Ohio Connectivity Subsidy	0.00	0.00	0.00	0.00	0.00	0.00	0.00	0.00
451-9020	eTech Ohio Connectivity Subsidy	0.00	0.00	0.00	0.00	0.00	0.00	0.00	0.00
451-9021	eTech Ohio Connectivity Subsidy	0.00	0.00	0.00	0.00	0.00	0.00	0.00	0.00
451-9022	eTech Ohio Connectivity Subsidy	0.00	0.00	0.00	0.00	0.00	0.00	0.00	0.00
451-9023	DATA COMMUNICATION FUND	0.00	0.00	2,700.00	0.00	0.00	2,700.00	0.00	2,700.00
452-0000	SCHOOLNET PROFESS. DEVELOPMENT	0.00	0.00	0.00	0.00	0.00	0.00	0.00	0.00
452-9004	Schoolnet Professional Development Grant	0.00	0.00	0.00	0.00	0.00	0.00	0.00	0.00
452-9005	SCHOOLNET PROF DEV	0.00	0.00	0.00	0.00	0.00	0.00	0.00	0.00
452-9006	PROFESSIONAL DEVELOPMENT	0.00	0.00	0.00	0.00	0.00	0.00	0.00	0.00

LUCAS LOCAL SCHOOL DISTRICT

Cash Summary Report

FUND/SCC	Description	Initial Cash	MTD Received	FYTD Received	MTD Expended	FYTD Expended	Fund Balance	Encumbrance	Unencumbered Balance
452-9007	GRANT/E TECH PROFESSIONAL DEV GRANT / ETECH	\$ 0.00	\$ 0.00	\$ 0.00	\$ 0.00	\$ 0.00	\$ 0.00	\$ 0.00	\$ 0.00
452-9008	ETECH OHIO FY2008	0.00	0.00	0.00	0.00	0.00	0.00	0.00	0.00
459-9004	OHIO READS	0.00	0.00	0.00	0.00	0.00	0.00	0.00	0.00
459-9005	OHIO READS	0.00	0.00	0.00	0.00	0.00	0.00	0.00	0.00
459-9006	OHIO READS	0.00	0.00	0.00	0.00	0.00	0.00	0.00	0.00
459-9007	Literacy Improvement Building CoordinatorFY07	0.00	0.00	0.00	0.00	0.00	0.00	0.00	0.00
459-9023	OHIO READS VOLUNTEER COORDINATOR 2003	0.00	0.00	0.00	0.00	0.00	0.00	0.00	0.00
459-9103	OHIO READS - CONTINUATION CLASSROOM GRANT 03	0.00	0.00	0.00	0.00	0.00	0.00	0.00	0.00
460-9000	SUMMER INTERVENTION	0.00	0.00	0.00	0.00	0.00	0.00	0.00	0.00
460-9105	SUMMER INTERV.	0.00	0.00	0.00	0.00	0.00	0.00	0.00	0.00
461-9003	CTA MATCHING FUNDS-VOCATIONAL EQUIPMENT	0.00	0.00	0.00	0.00	0.00	0.00	0.00	0.00
467-0000	Student Wellness and Success Fund	0.00	0.00	0.00	0.00	0.00	0.00	0.00	0.00
467-9020	Student Wellness and Success Fund FY20	0.00	0.00	0.00	0.00	0.00	0.00	0.00	0.00
467-9021	Student Wellness and Success Fund FY21	29,022.69	0.00	0.00	0.00	19,628.94	9,393.75	9,393.75	0.00
467-9022	Student Wellness and Success Fund FY21	0.00	0.00	0.00	0.00	0.00	0.00	0.00	0.00
499-9003	SAFE SCHOOLS HELPLINE FY 2003	0.00	0.00	0.00	0.00	0.00	0.00	0.00	0.00
499-9004	Safe School Help Line Grant 2004	0.00	0.00	0.00	0.00	0.00	0.00	0.00	0.00
499-9005	CTA AGRICULTURE EDUCATION GRANT	0.00	0.00	0.00	0.00	0.00	0.00	0.00	0.00
499-9007	GIFTED SUPPLEMENT FY07	0.00	0.00	0.00	0.00	0.00	0.00	0.00	0.00
499-9009	GIFTED SUPPLEMENTAL FY2009	0.00	0.00	0.00	0.00	0.00	0.00	0.00	0.00
499-9019	SCHOOL SAFETY GRANT	0.00	0.00	0.00	0.00	0.00	0.00	0.00	0.00
499-9020	SCHOOL SAFETY GRANT	0.00	0.00	0.00	0.00	0.00	0.00	0.00	0.00
499-9021	SCHOOL SAFETY GRANT	0.00	0.00	0.00	0.00	0.00	0.00	0.00	0.00
499-9022	MISCELLANEOUS STATE GRANT FUND	0.00	0.00	0.00	0.00	0.00	0.00	0.00	0.00
499-9104	Student Reading Interventioin	0.00	0.00	0.00	0.00	0.00	0.00	0.00	0.00
499-9105	MISC. STATE GRANT	0.00	0.00	0.00	0.00	0.00	0.00	0.00	0.00
499-9107	CORE PLANNING GRANT FY07	0.00	0.00	0.00	0.00	0.00	0.00	0.00	0.00
499-9120	BWC School Safety & Security Grant	0.00	0.00	0.00	0.00	0.00	0.00	0.00	0.00
499-9121	School Bus Purchase Program	0.00	0.00	0.00	0.00	0.00	0.00	0.00	0.00
499-9204	CTA GRANT	0.00	0.00	0.00	0.00	0.00	0.00	0.00	0.00
504-0000	EDUCATION JOBS FY2011	0.00	0.00	0.00	0.00	0.00	0.00	0.00	0.00

LUCAS LOCAL SCHOOL DISTRICT

Cash Summary Report

FUND/SCC	Description	Initial Cash	MTD Received	FYTD Received	MTD Expended	FYTD Expended	Fund Balance	Encumbrance	Unencumbered Balance
504-9012	EDUCATION JOBS FY2012	\$ 0.00	\$ 0.00	\$ 0.00	\$ 0.00	\$ 0.00	\$ 0.00	\$ 0.00	\$ 0.00
506-0000	RACE TO THE TOP FY2011	0.00	0.00	0.00	0.00	0.00	0.00	0.00	0.00
506-9012	RtT FY2012	0.00	0.00	0.00	0.00	0.00	0.00	0.00	0.00
506-9013	RTTT FY2013	0.00	0.00	0.00	0.00	0.00	0.00	0.00	0.00
506-9014	RTTT FY2014	0.00	0.00	0.00	0.00	0.00	0.00	0.00	0.00
506-901A	RTTT ENTRY YEAR	0.00	0.00	0.00	0.00	0.00	0.00	0.00	0.00
506-901B	FY14 RTTT ENTRY YEAR	0.00	0.00	0.00	0.00	0.00	0.00	0.00	0.00
507-9021	ESSER (Elem & Sec School Emergency Relief)	0.00	0.00	0.00	0.00	0.00	0.00	0.00	0.00
507-9022	ESSER II	0.00	2,466.03	5,757.84	1,421.51	5,890.35	(132.51)	9,041.16	(9,173.67)
507-9023	ESSER II	0.00	0.00	0.00	0.00	0.00	0.00	0.00	0.00
507-9122	ARP ESSER	0.00	0.00	10,918.43	0.00	10,918.43	0.00	12.78	(12.78)
507-9123	ARP ESSER	0.00	26,390.23	53,133.95	11,913.13	65,047.08	(11,913.13)	41,898.16	(53,811.29)
507-9223	ELEMENTARY AND SECONDARY SCHOOL EMERGENCY RELIEF FUND	0.00	0.00	0.00	(0.01)	0.00	0.00	0.00	0.00
508-9021	GEER (Governor's Emergency Education Relief)	0.00	0.00	0.00	0.00	0.00	0.00	0.00	0.00
510-9021	CRF (Coronavirus Relief Fund)	0.00	0.00	0.00	0.00	0.00	0.00	0.00	0.00
510-9121	BroadBand Ohio Connectivity Grant	0.00	0.00	0.00	0.00	0.00	0.00	0.00	0.00
510-9221	CRF Rich Cty Commisioners	0.00	0.00	0.00	0.00	0.00	0.00	0.00	0.00
516-9004	IDEA - Special Education Part B	0.00	0.00	0.00	0.00	0.00	0.00	0.00	0.00
516-9005	IDEA PART B	0.00	0.00	0.00	0.00	0.00	0.00	0.00	0.00
516-9006	IDEA PART B	0.00	0.00	0.00	0.00	0.00	0.00	0.00	0.00
516-9007	IDEA PART B	0.00	0.00	0.00	0.00	0.00	0.00	0.00	0.00
516-9008	IDEA-B FY2008	0.00	0.00	0.00	0.00	0.00	0.00	0.00	0.00
516-9009	IDEA-B FY2009	0.00	0.00	0.00	0.00	0.00	0.00	0.00	0.00
516-9010	TITLE IDEA-B FY2010	0.00	0.00	0.00	0.00	0.00	0.00	0.00	0.00
516-9011	6B - FLOWTHRU FY2011	0.00	0.00	0.00	0.00	0.00	0.00	0.00	0.00
516-9012	IDEA FY2012	0.00	0.00	0.00	0.00	0.00	0.00	0.00	0.00
516-9013	IDEA FY2013	0.00	0.00	0.00	0.00	0.00	0.00	0.00	0.00
516-9014	IDEA FY2014	0.00	0.00	0.00	0.00	0.00	0.00	0.00	0.00
516-9015	IDEA FY2015	0.00	0.00	0.00	0.00	0.00	0.00	0.00	0.00
516-9016	IDEA FY2016	0.00	0.00	0.00	0.00	0.00	0.00	0.00	0.00
516-9017	IDEA FY2017	0.00	0.00	0.00	0.00	0.00	0.00	0.00	0.00
516-9018	IDEA FY2018	0.00	0.00	0.00	0.00	0.00	0.00	0.00	0.00
516-9019	IDEA FY-2019	0.00	0.00	0.00	0.00	0.00	0.00	0.00	0.00
516-9020	IDEA FY-2020	0.00	0.00	0.00	0.00	0.00	0.00	0.00	0.00
516-9021	IDEA FY-2021	0.00	0.00	0.00	0.00	0.00	0.00	0.00	0.00
516-9022	IDEA FY-2021	0.00	0.00	6,808.75	0.00	6,808.75	0.00	11.61	(11.61)
516-9023	IDEA B	0.00	10,671.86	56,279.82	10,653.99	66,933.81	(10,653.99)	10.91	(10,664.90)
516-932N	TITLE IDEA-ARRA FY2010	0.00	0.00	0.00	0.00	0.00	0.00	0.00	0.00

LUCAS LOCAL SCHOOL DISTRICT

Cash Summary Report

FUND/SCC	Description	Initial Cash	MTD Received	FYTD Received	MTD Expended	FYTD Expended	Fund Balance	Encumbrance	Unencumbered Balance
516-9320	IDEA ARRA FY2011	\$ 0.00	\$ 0.00	\$ 0.00	\$ 0.00	\$ 0.00	\$ 0.00	\$ 0.00	\$ 0.00
532-932N	SFSF STIMULUS FUND	0.00	0.00	0.00	0.00	0.00	0.00	0.00	0.00
532-9320	SFSF STIMULUS FY2011	0.00	0.00	0.00	0.00	0.00	0.00	0.00	0.00
533-9012	TITLE IID	0.00	0.00	0.00	0.00	0.00	0.00	0.00	0.00
533-9013	TITLE IID	0.00	0.00	0.00	0.00	0.00	0.00	0.00	0.00
572-9004	Title I	0.00	0.00	0.00	0.00	0.00	0.00	0.00	0.00
572-9005	TITLE I	0.00	0.00	0.00	0.00	0.00	0.00	0.00	0.00
572-9006	TITLE I FY 2006	0.00	0.00	0.00	0.00	0.00	0.00	0.00	0.00
572-9007	TITLE I 572-9007	0.00	0.00	0.00	0.00	0.00	0.00	0.00	0.00
572-9008	TITLE I FY2008	0.00	0.00	0.00	0.00	0.00	0.00	0.00	0.00
572-9009	TITLE 1 FY2009	0.00	0.00	0.00	0.00	0.00	0.00	0.00	0.00
572-9010	TITLE 1 FY2010	0.00	0.00	0.00	0.00	0.00	0.00	0.00	0.00
572-9011	TITLE I FY2011	0.00	0.00	0.00	0.00	0.00	0.00	0.00	0.00
572-9012	TITLE I FY2012	0.00	0.00	0.00	0.00	0.00	0.00	0.00	0.00
572-9013	TITLE I FY2013	0.00	0.00	0.00	0.00	0.00	0.00	0.00	0.00
572-9014	TITLE I FY2014	0.00	0.00	0.00	0.00	0.00	0.00	0.00	0.00
572-9015	TITLE I FY2015	0.00	0.00	0.00	0.00	0.00	0.00	0.00	0.00
572-9016	TITLE I FY2016	0.00	0.00	0.00	0.00	0.00	0.00	0.00	0.00
572-9017	TITLE I FY2017	0.00	0.00	0.00	0.00	0.00	0.00	0.00	0.00
572-9018	TITLE I FY2018	0.00	0.00	0.00	0.00	0.00	0.00	0.00	0.00
572-9019	TITLE I FY-2019	0.00	0.00	0.00	0.00	0.00	0.00	0.00	0.00
572-9020	TITLE I FY-2020	0.00	0.00	0.00	0.00	0.00	0.00	0.00	0.00
572-9021	TITLE I FY-2021	0.00	0.00	0.00	0.00	0.00	0.00	(0.47)	0.47
572-9022	TITLE I FY-2021	0.00	0.00	10,261.50	0.00	10,261.50	0.00	13.16	(13.16)
572-9023	TITLE I	0.00	5,200.41	27,055.17	8,533.96	35,575.97	(8,520.80)	35.12	(8,555.92)
572-9122	TITLE I DISADVANTAGED CHILDREN	0.00	0.00	0.00	0.00	0.00	0.00	0.00	0.00
572-9320	TITLE I DISADVANTAGED CHILDREN	0.00	0.00	0.00	0.00	0.00	0.00	0.00	0.00
572-932N	TITLE I ARRA FY2010	0.00	0.00	0.00	0.00	0.00	0.00	0.00	0.00
572-9320	ARRA TITLE I FY11	0.00	0.00	0.00	0.00	0.00	0.00	0.00	0.00
573-9004	Title V Innovative Programs	0.00	0.00	0.00	0.00	0.00	0.00	0.00	0.00
573-9005	TITLE V	0.00	0.00	0.00	0.00	0.00	0.00	0.00	0.00
573-9006	TITLE V	0.00	0.00	0.00	0.00	0.00	0.00	0.00	0.00
573-9007	TITLE V	0.00	0.00	0.00	0.00	0.00	0.00	0.00	0.00
573-9008	TITLE V INNOVATIVE FY2008	0.00	0.00	0.00	0.00	0.00	0.00	0.00	0.00
573-9009	TITLE V FY2009	0.00	0.00	0.00	0.00	0.00	0.00	0.00	0.00
584-9004	Title IV-A Safe and Drug Free Schools	0.00	0.00	0.00	0.00	0.00	0.00	0.00	0.00
584-9005	DRUG FREE GRANT	0.00	0.00	0.00	0.00	0.00	0.00	0.00	0.00
584-9006	DRUG FREE	0.00	0.00	0.00	0.00	0.00	0.00	0.00	0.00
584-9007	DRUG FREE	0.00	0.00	0.00	0.00	0.00	0.00	0.00	0.00

LUCAS LOCAL SCHOOL DISTRICT

Cash Summary Report

FUND/SCC	Description	Initial Cash	MTD Received	FYTD Received	MTD Expended	FYTD Expended	Fund Balance	Encumbrance	Unencumbered Balance
584-9008	DRUG-FREE FY2008	\$ 0.00	\$ 0.00	\$ 0.00	\$ 0.00	\$ 0.00	\$ 0.00	\$ 0.00	\$ 0.00
584-9009	DRUG-FREE FY2009	0.00	0.00	0.00	0.00	0.00	0.00	0.00	0.00
584-9010	TITLEIV SAFE-DRUG FY2010	0.00	0.00	0.00	0.00	0.00	0.00	0.00	0.00
584-9022	TITLE IV, PART A STUDENT SUPPORT AND ACADEM ENRICH	0.00	0.00	0.00	0.00	0.00	0.00	0.00	0.00
584-9023	TITLE IV, PART A STUDENT SUPPORT AND ACADEM ENRICH	0.00	0.00	0.00	0.00	0.00	0.00	0.00	0.00
587-9014	ECSE FY2014	0.00	0.00	0.00	0.00	0.00	0.00	0.00	0.00
587-9015	ECSE FY2015	0.00	0.00	0.00	0.00	0.00	0.00	0.00	0.00
587-9016	ECSE FY2016	0.00	0.00	0.00	0.00	0.00	0.00	0.00	0.00
587-9017	ECSE FY2017	0.00	0.00	0.00	0.00	0.00	0.00	0.00	0.00
587-9018	ECSE FY2018	0.00	0.00	0.00	0.00	0.00	0.00	0.00	0.00
587-9019	ECSE FY2019	0.00	0.00	0.00	0.00	0.00	0.00	0.00	0.00
587-9020	ECSE FY-2020	0.00	0.00	0.00	0.00	0.00	0.00	0.00	0.00
587-9021	ECSE FY-2021	0.00	0.00	0.00	0.00	0.00	0.00	0.00	0.00
587-9022	ECSE FY-2021	0.00	0.00	0.00	0.00	0.00	0.00	0.00	0.00
587-9023	ECSE	0.00	0.00	0.00	2,400.52	2,400.52	(2,400.52)	0.00	(2,400.52)
587-9919	ECSE 6B RESTORATION FY2018-2019	0.00	0.00	0.00	0.00	0.00	0.00	0.00	0.00
590-9004	Title II-A Improving Teacher Quality	0.00	0.00	0.00	0.00	0.00	0.00	0.00	0.00
590-9005	IMPROVING TCHR QUALITY	0.00	0.00	0.00	0.00	0.00	0.00	0.00	0.00
590-9006	TITLE II-A IMPROVING TEACHER QUALITY FY2006	0.00	0.00	0.00	0.00	0.00	0.00	0.00	0.00
590-9007	IMPROVING TCHR QUALITY	0.00	0.00	0.00	0.00	0.00	0.00	0.00	0.00
590-9008	II-A FY2008	0.00	0.00	0.00	0.00	0.00	0.00	0.00	0.00
590-9009	IMPROVING TEACHER QLTY FY2009	0.00	0.00	0.00	0.00	0.00	0.00	0.00	0.00
590-9010	TITLE II-A TCHR Q FY2010	0.00	0.00	0.00	0.00	0.00	0.00	0.00	0.00
590-9011	IMPRV TEACHER QUALITY II-A FY2011	0.00	0.00	0.00	0.00	0.00	0.00	0.00	0.00
590-9012	TITLE II-A FY2012	0.00	0.00	0.00	0.00	0.00	0.00	0.00	0.00
590-9013	TITLE II-A FY2013	0.00	0.00	0.00	0.00	0.00	0.00	0.00	0.00
590-9014	TITLE II-A FY2014	0.00	0.00	0.00	0.00	0.00	0.00	0.00	0.00
590-9015	TITLE II-A FY2015	0.00	0.00	0.00	0.00	0.00	0.00	0.00	0.00
590-9016	TITLE II-A FY2016	0.00	0.00	0.00	0.00	0.00	0.00	0.00	0.00
590-9017	TITLE II-A FY2017	0.00	0.00	0.00	0.00	0.00	0.00	0.00	0.00
590-9018	TITLE II-A FY2018	0.00	0.00	0.00	0.00	0.00	0.00	0.00	0.00
590-9019	TITLE II-A FY-2019	0.00	0.00	0.00	0.00	0.00	0.00	0.00	0.00
590-9020	TITLE II-A FY-2020	0.00	0.00	0.00	0.00	0.00	0.00	0.00	0.00
590-9021	TITLE II-A FY-2021	0.00	0.00	0.00	0.00	0.00	0.00	0.00	0.00
590-9022	TITLE II-A FY-2021	0.00	0.00	0.00	0.00	0.00	0.00	0.00	0.00
590-9023	TITLE II-A	0.00	0.00	11,091.36	1,040.57	14,904.77	(3,813.41)	0.00	(3,813.41)

LUCAS LOCAL SCHOOL DISTRICT

Cash Summary Report

FUND/SCC	Description	Initial Cash	MTD Received	FYTD Received	MTD Expended	FYTD Expended	Fund Balance	Encumbrance	Unencumbered Balance
599-9004	Title II-D Technology	\$ 0.00	\$ 0.00	\$ 0.00	\$ 0.00	\$ 0.00	\$ 0.00	\$ 0.00	\$ 0.00
599-9005	MISC. FED. GRANT	0.00	0.00	0.00	0.00	0.00	0.00	0.00	0.00
599-9006	TITLE II-D FY 2006	0.00	0.00	0.00	0.00	0.00	0.00	0.00	0.00
599-9007	TITLE II-D FY 2007	0.00	0.00	0.00	0.00	0.00	0.00	0.00	0.00
599-9008	II-D TECH FY2008	0.00	0.00	0.00	0.00	0.00	0.00	0.00	0.00
599-9009	TITLE II-D TECH FY2009	0.00	0.00	0.00	0.00	0.00	0.00	0.00	0.00
599-9010	TITLE II-D TECH FY2010	0.00	0.00	0.00	0.00	0.00	0.00	0.00	0.00
599-9011	ED TECH II-D FY2011	0.00	0.00	0.00	0.00	0.00	0.00	0.00	0.00
599-9019	TITLE IV-A Student Sprt & Acad Enrichment	0.00	0.00	0.00	0.00	0.00	0.00	0.00	0.00
599-9020	TITLE IV-A Student Sprt & Acad Enrichment	0.00	0.00	0.00	0.00	0.00	0.00	0.00	0.00
599-9021	TITLE IV-A Student Sprt & Acad Enrichment	0.00	0.00	0.00	0.00	0.00	0.00	0.00	0.00
599-9022	TITLE IV-A Student Sprt & Acad Enrichment	0.00	0.00	0.00	0.00	0.00	0.00	0.00	0.00
599-9023	TITLE IV-A Student Sprt & Acad Enrichment	0.00	0.00	0.00	0.00	0.00	0.00	0.00	0.00
599-9105	EISENHOWER PROFESSIONAL DEVELOPMENT FUND	0.00	0.00	0.00	0.00	0.00	0.00	0.00	0.00
599-9205	DWIGHT D. EISENHOWER PROFESSIONAL DEVEL GRANT	0.00	0.00	0.00	0.00	0.00	0.00	0.00	0.00
599-9821	ARPA 2021 K-12 SCHOOL SAFETY GRANT	0.00	0.00	149,100.67	0.00	6,325.00	142,775.67	0.00	142,775.67
599-9903	REAP - SMALL RURAL SCHOOLS GRANT	0.00	0.00	0.00	0.00	0.00	0.00	0.00	0.00
599-9904	REAP 2009	0.00	0.00	0.00	0.00	0.00	0.00	0.00	0.00
599-9905	REAP 2010	0.00	0.00	0.00	0.00	0.00	0.00	0.00	0.00
599-9906	REAP 2011	0.00	0.00	0.00	0.00	0.00	0.00	0.00	0.00
599-9907	REAP 2012	0.00	0.00	0.00	0.00	0.00	0.00	0.00	0.00
599-9908	REAP 2013	0.00	0.00	0.00	0.00	0.00	0.00	0.00	0.00
599-9909	REAP 2014	0.00	0.00	0.00	0.00	0.00	0.00	0.00	0.00
599-9910	REAP 2015	0.00	0.00	0.00	0.00	0.00	0.00	0.00	0.00
599-9911	REAP 2016	0.00	0.00	0.00	0.00	0.00	0.00	0.00	0.00
599-9912	REAP FY2016	0.00	0.00	0.00	0.00	0.00	0.00	0.00	0.00
599-9913	REAP FY2017	0.00	0.00	0.00	0.00	0.00	0.00	0.00	0.00
599-9914	REAP 7/1/17-9/30/18	0.00	0.00	0.00	0.00	0.00	0.00	0.00	0.00
599-9915	REAP 7/1/2018-09/30/2019	0.00	0.00	0.00	0.00	0.00	0.00	0.00	0.00
599-9916	REAP 7/1/2019-09/30/2020	0.00	0.00	0.00	0.00	0.00	0.00	0.00	0.00
599-9917	REAP 7/1/2021-09/30/2022	0.00	0.00	0.00	0.00	0.00	0.00	0.00	0.00
599-9919	EPA Clean Diesel Rebate Program CFDA 66.039	0.00	0.00	0.00	0.00	0.00	0.00	0.00	0.00
599-9920	EPA Clean Diesel Rebate Program CFDA 66.039	0.00	0.00	0.00	0.00	0.00	0.00	0.00	0.00
599-9922	REAP 7/1/2020-09/30/2021	0.00	0.00	5,259.80	0.00	5,259.80	0.00	0.00	0.00

LUCAS LOCAL SCHOOL DISTRICT

Cash Summary Report

FUND/SCC	Description	Initial Cash	MTD Received	FYTD Received	MTD Expended	FYTD Expended	Fund Balance	Encumbrance	Unencumbered Balance
599-9923	REAP 7/1/2021-09/30/2022	\$ 0.00	\$ 0.00	\$ 0.00	\$ 0.00	\$ 0.00	\$ 0.00	\$ 0.00	\$ 0.00
Grand Total		\$ 15,025,330.57	\$ 416,962.27	\$ 5,328,009.00	\$ 709,515.97	\$ 5,014,863.45	\$ 15,338,476.12	\$ 1,130,240.61	\$ 14,208,235.51

Lucas Local School District Investment Report

Maturity Date	Description	Interest Rate	Invested Amount
2/28/2023	Ohio Valley Bank CD 677721CS9	2.600%	\$ 25,000.00
3/6/2023	State Bank of India ny 856285JS1	3.000%	\$ 225,000.00
9/8/2023	Industrial & Colm Bk China 45581ECQ2	0.250%	\$ 200,000.00
9/15/2023	Vertex Cmnty Bk NA Dallas 923450cp3	0.200%	\$ 200,000.00
10/10/2023	Synchrony Bank CD 87165he63	0.400%	\$ 198,000.00
10/19/2023	JPMORGAN CHASE	2.000%	\$ 235,000.00
11/24/2023	Capital One Natl Assn Va	0.500%	\$ 200,000.00
12/15/2023	Bank Ozk 06417nb69	0.180%	\$ 200,000.00
11/12/2024	UBS Bk USA Salt Lake City UT	3.000%	\$ 200,000.00
12/2/2024	ALLY BK MIDVALE UTAH	3.000%	\$ 200,000.00
1/3/2024	BEAL BANK USA LAS VEGAS	4.550%	\$ 200,000.00
6/14/2024	FEDERAL HOME LOAN BANKS	4.875%	\$ 50,169.50
6/23/2025	CAPITAL EDUCATORS FED CR	5.250%	\$ 200,000.00
9/15/2025	Morgan Stanley Bk	3.550%	\$ 200,000.00
9/29/2025	Ephrata Natl Bk	3.650%	\$ 200,000.00
9/28/2026	Security Bk & Tr Co Paris	3.850%	\$ 200,000.00
9/30/2026	Morgan Stanley Private Bk	4.050%	\$ 200,000.00
1/28/2027	SOUTHERN BANK GEORGIA	4.300%	\$ 150,000.00
10/6/2027	HARDING CNTY SAVGS BK	4.750%	\$ 200,000.00
	Total Investments at Maturity:		\$ 3,483,169.50
3/23/2023	U.S. Treasury T-Bills		\$ 293,960.97
	Money Market - Northern Instl Govt Select	4.380%	\$ 204,196.22
	GRAND TOTAL:		\$ 3,981,326.69

Start Date: 020123

End Date: 022823

LUCAS LOCAL SCHOOL DISTRICT

Disbursement Summary Report

Check Number	Type	Date	Name	Vendor #	Status	Reconcile Date	Void Date	Amount
0	PAYROLL	2/3/2023	LUCAS LOCAL SCHOOL DISTRICT		RECONCILED	2/17/2023		\$ 151,813.71
0	PAYROLL	2/17/2023	LUCAS LOCAL SCHOOL DISTRICT		RECONCILED	2/17/2023		148,441.58
0	ACCOUNTS_PAYABLE	2/3/2023	CONNECT PARENT CORPORATION	131227	RECONCILED	2/7/2023		58.16
0	ACCOUNTS_PAYABLE	2/9/2023	DIRECT ENERGY BUSINESS	931258	RECONCILED	2/21/2023		2,872.15
0	ACCOUNTS_PAYABLE	2/9/2023	FIRELANDS ELECTRIC COOP	988500	RECONCILED	2/14/2023		411.81
0	ACCOUNTS_PAYABLE	2/17/2023	HERITAGE COOPERATIVE	396983	RECONCILED	2/22/2023		3,273.78
0	ACCOUNTS_PAYABLE	2/27/2023	LOWE'S CREDIT SERVICES	165615	OUTSTANDING			211.90
0	ACCOUNTS_PAYABLE	2/9/2023	NAPA AUTO PARTS	397311	RECONCILED	2/13/2023		283.79
0	ACCOUNTS_PAYABLE	2/15/2023	OHIO.NET INTERNET PROVIDERS	931559	RECONCILED	2/21/2023		185.54
0	ACCOUNTS_PAYABLE	2/15/2023	PARK NATIONAL BANK	900300	RECONCILED	2/17/2023		3,550.00
0	ACCOUNTS_PAYABLE	2/17/2023	PARK NATIONAL BANK	900300	RECONCILED	2/17/2023		4,152.16
0	ACCOUNTS_PAYABLE	2/9/2023	PITNEY BOWES INC.	396465	RECONCILED	2/14/2023		331.97
0	ACCOUNTS_PAYABLE	2/15/2023	QUILL CORPORATION	218550	RECONCILED	2/21/2023		2,197.94
0	ACCOUNTS_PAYABLE	2/17/2023	SCHOOL EMPLOYEES RETIREMENT	902003	RECONCILED	2/17/2023		16,918.52
0	ACCOUNTS_PAYABLE	2/15/2023	SPECTRUM COMMUNICATIONS	902009	RECONCILED	2/28/2023		273.60
0	ACCOUNTS_PAYABLE	2/17/2023	STATE TEACHERS RETIREMENT SYST	902002	RECONCILED	2/17/2023		30,219.80
0	ACCOUNTS_PAYABLE	2/9/2023	TREASURER OF STATE	269950	RECONCILED	2/13/2023		1,763.00
0	ACCOUNTS_PAYABLE	2/27/2023	US Bank One Card	131127	RECONCILED	2/28/2023		3,888.48
23041	ACCOUNTS_PAYABLE	2/3/2023	ABSOLUTE PEST CONTROL	131381	RECONCILED	2/14/2023		63.00
23042	ACCOUNTS_PAYABLE	2/3/2023	SPENCER ADAMS	1075	RECONCILED	2/6/2023		277.27
23043	ACCOUNTS_PAYABLE	2/3/2023	KENNETH AMSTUTZ	6605	RECONCILED	2/17/2023		213.86
23044	ACCOUNTS_PAYABLE	2/3/2023	CLEARVIEW TINTING	131586	RECONCILED	2/8/2023		1,289.00
23045	ACCOUNTS_PAYABLE	2/3/2023	COMDOC, INC.	178795	RECONCILED	2/8/2023		207.81
23046	ACCOUNTS_PAYABLE	2/3/2023	NWDFSCA	207702	RECONCILED	2/22/2023		40.00
23047	ACCOUNTS_PAYABLE	2/3/2023	OPEN DOOR CAFE	131413	RECONCILED	2/8/2023		38.02
23048	ACCOUNTS_PAYABLE	2/3/2023	ROUTE 39 DESIGNS	232265	RECONCILED	2/7/2023		781.00
23049	ACCOUNTS_PAYABLE	2/3/2023	TIFFANY SHAFER	327542	OUTSTANDING			19.98
23050	ACCOUNTS_PAYABLE	2/3/2023	SHIFFLER EQUIPMENT SALES, INC	246600	RECONCILED	2/8/2023		69.19
23051	ACCOUNTS_PAYABLE	2/3/2023	TOWN MONEY SAVER INC	131616	RECONCILED	2/16/2023		2,296.00
23052	ACCOUNTS_PAYABLE	2/3/2023	VILLAGE OF LUCAS	276380	RECONCILED	2/8/2023		7,742.90
23053	REFUND	2/9/2023	JENNA LAMBERT	16001	OUTSTANDING			37.45
23054	ACCOUNTS_PAYABLE	2/9/2023	CENTRAL OHIO FENCING	131341	RECONCILED	2/15/2023		25,600.00
23055	ACCOUNTS_PAYABLE	2/10/2023	AIRE SERV	3721	RECONCILED	2/21/2023		194.00
23056	ACCOUNTS_PAYABLE	2/10/2023	ALFRED NICKLES BAKERY	204500	RECONCILED	2/15/2023		55.60
23057	ACCOUNTS_PAYABLE	2/10/2023	B A S A	11040	RECONCILED	2/15/2023		590.00
23058	ACCOUNTS_PAYABLE	2/10/2023	BENDER COMMUNICATIONS, INC.	22400	RECONCILED	2/21/2023		125.00
23059	ACCOUNTS_PAYABLE	2/10/2023	CARDINAL BUS SALES	396769	RECONCILED	2/14/2023		2,002.05
23060	ACCOUNTS_PAYABLE	2/10/2023	ISAAC COFFY	54300	RECONCILED	2/14/2023		300.00
23061	ACCOUNTS_PAYABLE	2/10/2023	ECOLAB	396885	RECONCILED	2/14/2023		1,059.27

Start Date: 020123

End Date: 022823

LUCAS LOCAL SCHOOL DISTRICT

Disbursement Summary Report

Check Number	Type	Date	Name	Vendor #	Status	Reconcile Date	Void Date	Amount
23062	ACCOUNTS_PAYABLE	2/10/2023	EDGE DOCUMENT SOLUTIONS LLC	131566	RECONCILED	2/14/2023		\$ 4,425.14
23063	ACCOUNTS_PAYABLE	2/10/2023	EJ THERAPY INC	396559	RECONCILED	2/16/2023		6,068.15
23064	ACCOUNTS_PAYABLE	2/10/2023	FOLLETT HIGHER EDUCATION GROUP, LLC	91850	VOID		2/16/2023	511.00
23065	ACCOUNTS_PAYABLE	2/10/2023	G & L SUPPLY CO	96450	RECONCILED	2/14/2023		136.37
23066	ACCOUNTS_PAYABLE	2/10/2023	GORDON FOOD SERVICE	105225	RECONCILED	2/14/2023		6,698.71
23067	ACCOUNTS_PAYABLE	2/10/2023	GRAINGER INC	105375	RECONCILED	2/14/2023		41.76
23068	ACCOUNTS_PAYABLE	2/10/2023	COMDOC, INC.	178795	RECONCILED	2/14/2023		10.88
23069	ACCOUNTS_PAYABLE	2/10/2023	MID OHIO TROPHY & AWARDS	189750	RECONCILED	2/27/2023		48.00
23070	ACCOUNTS_PAYABLE	2/10/2023	MID-BUCKEYE CONFERENCE	131107	RECONCILED	2/21/2023		440.00
23071	ACCOUNTS_PAYABLE	2/10/2023	MIKE'S MUSIC CORNER	191500	RECONCILED	2/14/2023		131.49
23072	ACCOUNTS_PAYABLE	2/10/2023	US BANK EQUIPMENT FINANCE	211135	RECONCILED	2/22/2023		1,438.12
23073	ACCOUNTS_PAYABLE	2/10/2023	RIGHTWAY FOOD SERVICE	397070	RECONCILED	2/14/2023		1,217.59
23074	ACCOUNTS_PAYABLE	2/10/2023	School Health Corporation	396875	RECONCILED	2/15/2023		132.51
23075	ACCOUNTS_PAYABLE	2/10/2023	SKELTONS INC	251140	RECONCILED	2/21/2023		753.00
23076	ACCOUNTS_PAYABLE	2/10/2023	SMITHFOODS INC	252305	RECONCILED	2/15/2023		1,422.19
23077	ACCOUNTS_PAYABLE	2/10/2023	SPORTS DECALS	396765	RECONCILED	2/22/2023		45.00
23078	ACCOUNTS_PAYABLE	2/10/2023	T A C	266500	RECONCILED	2/15/2023		272.61
23079	ACCOUNTS_PAYABLE	2/10/2023	THE LEGACY ON POSSUM RUN LLC	131637	RECONCILED	2/28/2023		750.00
23080	ACCOUNTS_PAYABLE	2/17/2023	AGRICULTURAL DESIGN INC.	131694	RECONCILED	2/27/2023		8,400.00
23081	ACCOUNTS_PAYABLE	2/17/2023	BENDER COMMUNICATIONS, INC.	22400	OUTSTANDING			3,375.14
23082	ACCOUNTS_PAYABLE	2/17/2023	CARDINAL BUS SALES	396769	RECONCILED	2/22/2023		273.52
23083	ACCOUNTS_PAYABLE	2/17/2023	COLUMBIA GAS	55990	RECONCILED	2/22/2023		1,508.04
23084	ACCOUNTS_PAYABLE	2/17/2023	ESC OF CENTRAL OHIO	397294	RECONCILED	2/22/2023		5,417.95
23085	ACCOUNTS_PAYABLE	2/17/2023	FLORAL GARDENS FLORIST	90750	OUTSTANDING			45.00
23086	ACCOUNTS_PAYABLE	2/17/2023	FOLLETT CONTENT SOLUTIONS LLC	91850	RECONCILED	2/21/2023		511.00
23087	ACCOUNTS_PAYABLE	2/17/2023	GIONINIO'S PIZZA	397180	OUTSTANDING			51.00
23088	ACCOUNTS_PAYABLE	2/17/2023	GOOD VIEW LAWN CARE	131773	RECONCILED	2/22/2023		1,180.00
23089	ACCOUNTS_PAYABLE	2/17/2023	GRAINGER INC	105375	RECONCILED	2/22/2023		81.48
23090	ACCOUNTS_PAYABLE	2/17/2023	KMAC ATHLETICS	142502	OUTSTANDING			400.00
23091	ACCOUNTS_PAYABLE	2/17/2023	KOORSEN FIRE & SECURITY	396614	RECONCILED	2/28/2023		721.56
23092	ACCOUNTS_PAYABLE	2/17/2023	COMDOC, INC.	178795	RECONCILED	2/22/2023		186.16
23093	ACCOUNTS_PAYABLE	2/17/2023	MANSFIELD CITY SCHOOLS	396166	RECONCILED	2/27/2023		9,454.76
23094	ACCOUNTS_PAYABLE	2/17/2023	MID OHIO EDUCATIONAL SERV CTR	227880	RECONCILED	2/21/2023		2,814.41
23095	ACCOUNTS_PAYABLE	2/17/2023	MID-OHIO GRAVELY, INC	189520	OUTSTANDING			175.18
23096	ACCOUNTS_PAYABLE	2/17/2023	OHIO HEALTH CONSORTIUM INC.	131307	RECONCILED	2/22/2023		79.00
23097	ACCOUNTS_PAYABLE	2/17/2023	PETERS, KALIAL & MARKAKIS	183088	RECONCILED	2/22/2023		1,275.00
23098	ACCOUNTS_PAYABLE	2/17/2023	RICHLAND COUNTY	229025	RECONCILED	2/23/2023		2,475.00
23099	ACCOUNTS_PAYABLE	2/17/2023	STARK COUNTY COG	397268	RECONCILED	2/22/2023		68,211.34

Start Date: 020123

End Date: 022823

LUCAS LOCAL SCHOOL DISTRICT

Disbursement Summary Report

Check Number	Type	Date	Name	Vendor #	Status	Reconcile Date	Void Date	Amount
23100	ACCOUNTS_PAYABLE	2/17/2023	TRUCK SALES & SERVICE, INC.	116090	RECONCILED	2/22/2023		\$ 851.91
23101	ACCOUNTS_PAYABLE	2/24/2023	RIDDELL ALL AMERICAN	3725	OUTSTANDING			4,780.55
23102	ACCOUNTS_PAYABLE	2/24/2023	D & W AUTO GLASS INC	64375	OUTSTANDING			150.00
23103	ACCOUNTS_PAYABLE	2/24/2023	JACKET BOOSTERS INC	133500	OUTSTANDING			80.00
23104	ACCOUNTS_PAYABLE	2/24/2023	HEARTLAND COUNCIL OF GOVERNMENTS	205075	OUTSTANDING			223.50
23105	ACCOUNTS_PAYABLE	2/24/2023	J.W. PEPPER & SON, INC.	210900	RECONCILED	2/28/2023		134.45
23106	ACCOUNTS_PAYABLE	2/24/2023	ROCKMILL FINANCIAL CONSULTING, LLC	231793	OUTSTANDING			26,600.00
23107	ACCOUNTS_PAYABLE	2/24/2023	KIMBALL MIDWEST	397105	RECONCILED	2/28/2023		135.78
23108	ACCOUNTS_PAYABLE	2/24/2023	FORGET ME NOT FLOWER SHOP	397388	OUTSTANDING			130.00
23109	ACCOUNTS_PAYABLE	2/27/2023	CARDINAL BUS SALES	396769	RECONCILED	2/28/2023		105,866.00
Grand Total								\$ 683,979.54

LUCAS LOCAL SCHOOL DISTRICT

Monthly Summary of Revenues by Fund

Fund	Description	FYTD Receivable	FYTD Actual Receipts	MTD Actual Receipts	FYTD Balance Receivable	FYTD Percent Receivable
001	GENERAL	\$ 8,276,930.26	\$ 4,653,098.21	\$ 328,941.62	\$ 3,623,832.05	56.22 %
003	PERMANENT IMPROVEMENT	0.00	0.00	0.00	0.00	0.00
006	FOOD SERVICE	190,230.00	122,389.27	22,618.08	67,840.73	64.34
007	SPECIAL TRUST	112.00	520.50	86.37	(408.50)	464.73
008	ENDOWMENT	12,135.00	4,049.86	168.93	8,085.14	33.37
009	UNIFORM SCHOOL SUPPLIES	0.00	0.00	0.00	0.00	0.00
014	ROTARY-INTERNAL SERVICES	0.00	0.00	0.00	0.00	0.00
018	PUBLIC SCHOOL SUPPORT	3,435.00	4,559.65	155.00	(1,124.65)	132.74
019	OTHER GRANT	50,250.00	7,525.90	1,625.00	42,724.10	14.98
020	SPECIAL ENTERPRISE FUND	0.00	0.00	0.00	0.00	0.00
024	EMPLOYEE BENEFITS SELF INS.	0.00	0.00	0.00	0.00	0.00
070	CAPITAL PROJECTS	750,000.00	64,732.00	0.00	685,268.00	8.63
200	STUDENT MANAGED ACTIVITY	11,700.00	11,790.26	567.75	(90.26)	100.77
300	DISTRICT MANAGED ACTIVITY	96,491.02	120,976.06	18,070.99	(24,485.04)	125.38
413	POST SECONDARY VOC EDUCATION	0.00	0.00	0.00	0.00	0.00
416	TEACHER DEVELOPMENT	0.00	0.00	0.00	0.00	0.00
432	MANAGEMENT INFORMATION SYSTEM	0.00	0.00	0.00	0.00	0.00
450	SCHOOLNET EQUIP/INFRASTRUCTURE	0.00	0.00	0.00	0.00	0.00
451	DATA COMMUNICATION FUND	5,400.00	2,700.00	0.00	2,700.00	50.00
452	SCHOOLNET PROFESS. DEVELOPMENT	0.00	0.00	0.00	0.00	0.00
459	OHIO READS	0.00	0.00	0.00	0.00	0.00
460	SUMMER INTERVENTION	0.00	0.00	0.00	0.00	0.00
461	VOCATIONAL EDUC. ENHANCEMENTS	0.00	0.00	0.00	0.00	0.00
467	Student Wellness and Success Fund	0.00	0.00	0.00	0.00	0.00
499	MISCELLANEOUS STATE GRANT FUND	0.00	0.00	0.00	0.00	0.00
504		0.00	0.00	0.00	0.00	0.00
506	RACE TO THE TOP	0.00	0.00	0.00	0.00	0.00
507	ELEMENTARY AND SECONDARY SCHOOL EMERGENCY RELIEF FUND	171,410.60	69,810.22	28,856.26	101,600.38	40.73
508	GOVERNOR'S EMERGENCY EDUCATION RELIEF FUND	0.00	0.00	0.00	0.00	0.00
510	CORONA VIRUS RELIEF FUND	0.00	0.00	0.00	0.00	0.00
516	IDEA PART B GRANTS	107,102.55	63,088.57	10,671.86	44,013.98	58.90
532		0.00	0.00	0.00	0.00	0.00
533	TITLE II D - TECHNOLOGY	0.00	0.00	0.00	0.00	0.00
572	TITLE I DISADVANTAGED CHILDREN	87,246.87	37,316.67	5,200.41	49,930.20	42.77
573	TITLE V INNOVATIVE EDUC PGM	0.00	0.00	0.00	0.00	0.00
584	TITLE IV, PART A STUDENT SUPP AND ACADEMIC ENRICH	10,000.00	0.00	0.00	10,000.00	0.00
587	IDEA PRESCHOOL-HANDICAPPED	2,400.52	0.00	0.00	2,400.52	0.00
590	IMPROVING TEACHER QUALITY	14,904.77	11,091.36	0.00	3,813.41	74.41
599	MISCELLANEOUS FED. GRANT FUND	40,824.50	154,360.47	0.00	(113,535.97)	378.11
Grand		\$ 9,830,573.09	\$ 5,328,009.00	\$ 416,962.27	\$ 4,502,564.09	

Total

LUCAS LOCAL SCHOOL DISTRICT

Spending Plan Summary

ODE Line Number	Monthly Estimate	Monthly Actual	Monthly Difference	FYDTEstimate	FYTDActual	FYTDDifference
01.010 General Property (Real Estate)	\$ 0.00	\$ 0.00	\$ 0.00	\$ 745,000.00	\$ 702,163.08	\$ (42,836.92)
01.020 Tangible Personal Property Tax	0.00	0.00	0.00	1,126,530.00	1,310,281.67	183,751.67
01.030 Income Tax	0.00	0.00	0.00	0.00	0.00	0.00
01.035 Unrestricted Grants-in-Aid	229,320.00	244,704.25	15,384.25	1,834,560.00	1,940,950.83	106,390.83
01.040 Restricted Grants-in-Aid	17,939.00	17,096.46	(842.54)	143,512.00	141,709.30	(1,802.70)
01.045 Restricted Federal Grants-in-Aid - SFSF	0.00	0.00	0.00	0.00	0.00	0.00
01.050 Property Tax Allocation	0.00	0.00	0.00	154,623.00	154,782.67	159.67
01.060 All Other Operating Revenue	29,500.00	67,140.91	37,640.91	232,856.00	394,056.28	161,200.28
01.070 Total Revenue	276,759.00	328,941.62	52,182.62	4,237,081.00	4,643,943.83	406,862.83
02.010 Proceeds from Sale of Notes	0.00	0.00	0.00	0.00	0.00	0.00
02.020 State Emergency Loans & Advancements (Approved)	0.00	0.00	0.00	0.00	0.00	0.00
02.040 Operating Transfers-In	0.00	0.00	0.00	0.00	0.00	0.00
02.050 Advances-In	0.00	0.00	0.00	0.00	0.00	0.00
02.060 All Other Financial Sources	0.00	0.00	0.00	7,000.00	9,154.38	2,154.38
02.070 Total Other Financing Sources	0.00	0.00	0.00	7,000.00	9,154.38	2,154.38
02.080 Total Revenues and Other Financing Sources	276,759.00	328,941.62	52,182.62	4,244,081.00	4,653,098.21	409,017.21
03.010 Personal Services	284,090.00	279,665.34	(4,424.66)	2,370,151.00	2,341,500.13	(28,650.87)
03.020 Employees' Retirement/Insurance Benefits	112,500.00	112,175.48	(324.52)	898,755.00	843,558.10	(55,196.90)
03.030 Purchased Services	120,000.00	92,198.41	(27,801.59)	766,063.00	445,070.54	(320,992.46)
03.040 Supplies and Materials	30,500.00	16,434.57	(14,065.43)	247,696.59	202,085.01	(45,611.58)
03.050 Capital Outlay	24,900.00	107,292.83	82,392.83	180,296.00	133,457.87	(46,838.13)
03.060 Intergovernmental	0.00	0.00	0.00	0.00	0.00	0.00
04.010 Debt Service: All Principal (Historical)	0.00	0.00	0.00	0.00	0.00	0.00
04.020 Debt Service: Principal-Notes	0.00	0.00	0.00	0.00	0.00	0.00
04.030 Debt Service: Principal - State Loans	0.00	0.00	0.00	0.00	0.00	0.00
04.040 Debt Service: Principal - State Advancements	0.00	0.00	0.00	0.00	0.00	0.00
04.050 Debt Service: Principal - HB 264 Loans	0.00	0.00	0.00	37,000.00	37,000.00	0.00
04.055 Debt Service: Principal - Other	0.00	0.00	0.00	0.00	0.00	0.00
04.060 Debt Service: Interest and Fiscal Charges	0.00	0.00	0.00	3,663.00	3,663.00	0.00
04.300 Other Objects	3,300.00	2,669.31	(630.69)	74,175.00	74,880.47	705.47
04.500 Total Expenditures	575,290.00	610,435.94	35,145.94	4,577,799.59	4,081,215.12	(496,584.47)
05.010 Operational Transfers - Out	0.00	0.00	0.00	75,000.00	64,732.00	(10,268.00)
05.020 Advances - Out	0.00	0.00	0.00	0.00	0.00	0.00
05.030 All Other Financing Uses	0.00	0.00	0.00	0.00	0.00	0.00
05.040 Total Other Financing Uses	0.00	0.00	0.00	75,000.00	64,732.00	(10,268.00)
05.050 Total Expenditure and Other Financing Uses	575,290.00	610,435.94	35,145.94	4,652,799.59	4,145,947.12	(506,852.47)
06.010 Excess Rev & Oth Financing Sources over(under) Exp & Oth F	(298,531.00)	(281,494.32)	17,036.68	(408,718.59)	507,151.09	915,869.68
07.010 Cash Balance-July1 -Excluding Proposed Renew/Replace & New	0.00	12,275,679.56	12,275,679.56	0.00	11,487,034.15	11,487,034.15
07.020 Cash Balance June 30	(298,531.00)	11,994,185.24	12,292,716.24	(408,718.59)	11,994,185.24	12,402,903.83
08.010 Estimated Encumbrances June 30	0.00	915,289.66	915,289.66	0.00	915,289.66	915,289.66